

RENDICION DE CUENTAS
INFORMACION FINANCIERA - EJECUCION PRESUPUESTAL DE GASTOS O EGRESOS

ENTIDAD

INSTITUCION EDUCATIVA SANTIAGO VILA ESCOLAR

NIT

809002781

ORDENADOR DEL GASTO

HERIBERTO GUALTERO SANCHEZ

PERIODO DE RENDICION

De Oct-01-2015 a Oct-31-2015

Código	Descripción	Apropiación Inicial	Traslados		Reducciones	Adiciones	Apropiación Definitiva	Compromisos			Saldo disponible	Giros		
			Créditos	Contracréditos				Anteriores	Mes	Total		Anteriores	Mes	Total
2	PRESUPUESTO DE GASTOS DE	318,468,206	58,809,499	58,809,499	18,608,476	894,226	300,753,956	156,538,420	5,477,834	162,016,254	138,737,702	146,174,420	4,933,834	151,108,254
21	SERVICIOS	69,475,050	0	0	0	0	69,475,050	35,160,000	0	35,160,000	34,315,050	24,796,000	4,500,000	29,296,000
21 1	Honorarios	48,124,492	0	0	0	0	48,124,492	24,960,000	0	24,960,000	23,164,492	17,436,000	3,080,000	20,516,000
21 1 3	Transferencias	3,101,000	0	0	0	0	3,101,000	0	0	0	3,101,000	0	0	0
21 1 4	Recursos del Balance	45,023,492	0	0	0	0	45,023,492	24,960,000	0	24,960,000	20,063,492	17,436,000	3,080,000	20,516,000
21 2	Remuneración Servicios Técnicos	21,350,558	0	0	0	0	21,350,558	10,200,000	0	10,200,000	11,150,558	7,360,000	1,420,000	8,780,000
21 2 4	Recursos del Balance	21,350,558	0	0	0	0	21,350,558	10,200,000	0	10,200,000	11,150,558	7,360,000	1,420,000	8,780,000
22	GASTOS GENERALES	248,993,156	58,809,499	58,809,499	18,608,476	894,226	231,278,906	121,378,420	5,477,834	126,856,254	104,422,652	121,378,420	433,834	121,812,254
22 1	Compra de Equipo, Enseres y Equipo de Oficina	39,600,000	24,000,000	0	0	0	63,600,000	45,168,330	0	45,168,330	18,431,670	45,168,330	0	45,168,330
22 1 2	Transferencias	26,600,000	13,000,000	0	0	0	39,600,000	27,332,048	0	27,332,048	12,267,952	27,332,048	0	27,332,048
22 1 3	Transferencias	13,000,000	0	0	0	0	13,000,000	6,836,282	0	6,836,282	6,163,718	6,836,282	0	6,836,282
22 1 4	Recursos del Balance	0	11,000,000	0	0	0	11,000,000	11,000,000	0	11,000,000	0	11,000,000	0	11,000,000
22 2	Materiales y suministros	31,818,558	24,000,000	0	0	0	55,818,558	36,465,523	0	36,465,523	19,353,035	36,465,523	0	36,465,523
22 2 2	Transferencias	18,500,000	6,000,000	0	0	0	24,500,000	13,332,520	0	13,332,520	11,167,480	13,332,520	0	13,332,520
22 2 3	Transferencias	6,700,000	0	0	0	0	6,700,000	6,700,000	0	6,700,000	0	6,700,000	0	6,700,000
22 2 4	Recursos del Balance	6,618,558	18,000,000	0	0	0	24,618,558	16,433,003	0	16,433,003	8,185,555	16,433,003	0	16,433,003
22 3	Mantenimiento	35,653,900	0	2,900,000	0	894,226	33,648,126	9,059,000	0	9,059,000	24,589,126	9,059,000	0	9,059,000
22 3 1	Recursos Propios y de	5,558,800	0	2,400,000	0	713,568	3,872,368	950,000	0	950,000	2,922,368	950,000	0	950,000
22 3 2	Transferencias	22,000,000	0	500,000	0	0	21,500,000	6,650,000	0	6,650,000	14,850,000	6,650,000	0	6,650,000
22 3 3	Transferencias	2,200,000	0	0	0	0	2,200,000	0	0	0	2,200,000	0	0	0
22 3 4	Recursos del Balance	5,895,100	0	0	0	180,658	6,075,758	1,459,000	0	1,459,000	4,616,758	1,459,000	0	1,459,000
22 4	Comunicación y Transporte	2,901,600	0	0	0	0	2,901,600	87,000	540,000	627,000	2,274,600	87,000	0	87,000
22 4 3	Transferencias	2,000,000	0	0	0	0	2,000,000	0	540,000	540,000	1,460,000	0	0	0
22 4 4	Recursos del Balance	901,600	0	0	0	0	901,600	87,000	0	87,000	814,600	87,000	0	87,000
22 5	Impresos y Publicaciones	9,503,200	4,909,499	0	0	0	14,412,699	4,779,050	2,200,000	6,979,050	7,433,649	4,779,050	0	4,779,050
22 5 2	Transferencias	1,700,000	500,000	0	0	0	2,200,000	0	2,200,000	2,200,000	0	0	0	0
22 5 3	Transferencias	5,000,000	0	0	0	0	5,000,000	0	0	0	5,000,000	0	0	0
22 5 4	Recursos del Balance	2,803,200	4,409,499	0	0	0	7,212,699	4,779,050	0	4,779,050	2,433,649	4,779,050	0	4,779,050
22 6	SERVICIOS PUBLICOS	6,500,000	0	0	0	0	6,500,000	3,591,849	350,831	3,942,680	2,557,320	3,591,849	350,831	3,942,680
22 6 3	Transferencias	3,066,441	0	0	0	0	3,066,441	366,431	350,831	717,262	2,349,179	366,431	350,831	717,262
22 6 4	Recursos del Balance	3,433,559	0	0	0	0	3,433,559	3,225,418	0	3,225,418	208,141	3,225,418	0	3,225,418
22 7	Seguros	2,500,000	3,500,000	0	0	0	6,000,000	4,078,423	74,114	4,152,537	1,847,463	4,078,423	74,114	4,152,537
22 7 3	Transferencias	2,500,000	3,500,000	0	0	0	6,000,000	4,078,423	74,114	4,152,537	1,847,463	4,078,423	74,114	4,152,537

RENDICION DE CUENTAS
INFORMACION FINANCIERA - EJECUCION PRESUPUESTAL DE GASTOS O EGRESOS
 INSTITUCION EDUCATIVA SANTIAGO VILA ESCOLAR NIT 809002781

ENTIDAD

INSTITUCION EDUCATIVA SANTIAGO VILA ESCOLAR

NIT

809002781

ORDENADOR DEL GASTO

HERIBERTO GUALTERO SANCHEZ

PERIODO DE RENDICION

De Oct-01-2015 a Oct-31-2015

Código	Descripción	Apropiación Inicial	Traslados		Reducciones	Adiciones	Apropiación Definitiva	Compromisos			Saldo disponible	Giros		
			Créditos	Contracréditos				Anteriores	Mes	Total		Anteriores	Mes	Total
22 8	Inscripción y Participación en Competencias	2,500,000	0	0	0	0	2,500,000	0	0	0	2,500,000	0	0	0
22 8 3	Transferencias	2,500,000	0	0	0	0	2,500,000	0	0	0	2,500,000	0	0	0
22 9	Eventos Culturales, Ludicos y científicos	3,852,400	0	0	0	0	3,852,400	0	0	0	3,852,400	0	0	0
22 9 3	Transferencias	2,500,000	0	0	0	0	2,500,000	0	0	0	2,500,000	0	0	0
22 9 4	Recursos del Balance	1,352,400	0	0	0	0	1,352,400	0	0	0	1,352,400	0	0	0
2210	Gastos Bancarios	2,122,990	0	0	0	0	2,122,990	516,795	8,889	525,684	1,597,306	516,795	8,889	525,684
2210 4	Recursos del Balance	2,122,990	0	0	0	0	2,122,990	516,795	8,889	525,684	1,597,306	516,795	8,889	525,684
2211	Arrendamientos	2,000,000	2,400,000	0	0	0	4,400,000	638,000	2,304,000	2,942,000	1,458,000	638,000	0	638,000
2211 1	Recursos Propios y de	0	2,400,000	0	0	0	2,400,000	0	2,304,000	2,304,000	96,000	0	0	0
2211 2	Transferencias	1,000,000	0	0	0	0	1,000,000	0	0	0	1,000,000	0	0	0
2211 4	Recursos del Balance	1,000,000	0	0	0	0	1,000,000	638,000	0	638,000	362,000	638,000	0	638,000
2212	Imprevistos	4,000	0	0	0	0	4,000	0	0	0	4,000	0	0	0
2212 1	Recursos propios y de	4,000	0	0	0	0	4,000	0	0	0	4,000	0	0	0
2213	Construcción Ampliación y Adecuación de Infraestructura	110,036,508	0	55,909,499	18,608,476	0	35,518,533	16,994,450	0	16,994,450	18,524,083	16,994,450	0	16,994,450
2213 2	Transferencias	37,200,000	0	19,000,000	12,996,476	0	5,203,524	0	0	0	5,203,524	0	0	0
2213 3	Transferencias	22,432,559	0	3,500,000	5,612,000	0	13,320,559	0	0	0	13,320,559	0	0	0
2213 4	Recursos del Balance	50,403,949	0	33,409,499	0	0	16,994,450	16,994,450	0	16,994,450	0	16,994,450	0	16,994,450
		318,468,206	58,809,499	58,809,499	18,608,476	894,226	300,753,956	156,538,420	5,477,834	162,016,254	138,737,702	146,174,420	4,933,834	151,108,254


HERIBERTO GUALTERO SANCHEZ
 Rector

RENDICION DE CUENTAS

INFORMACION FINANCIERA - EJECUCION PRESUPUESTAL DE INGRESOS


ENTIDAD

INSTITUCION EDUCATIVA SANTIAGO VILA ESCOLAR
HERIBERTO GUALTERO SANCHEZ

NIT 809002781

PERIODO DE RENDICION De Oct-01-2015 a Oct-31-2015

Código	Descripción	Presupuesto Inicial	Modificaciones		Presupuesto Definitivo	RECAUDO			SALDO POR RECAUDAR		P.A.C.	
			Adiciones	Reducciones		Mes	Acumulado	%	\$	%	Mayor Recaudo	Menor Recaudo
1	PRESUPUESTO DE INGRESOS	318,468,206	894,226	18,608,476	300,753,956	550,000	300,389,506	100%	364,450	0%	0	6,579,018
11	INGRESOS OPERACIONALES	5,059,800	0	0	5,059,800	550,000	4,698,850	93%	360,950	7%	0	360,950
11 1	SERVICIOS EDUCATIVOS	800,000	0	0	800,000	60,000	778,850	97%	21,150	3%	0	21,150
11 1 1	Certificados y Constancias	800,000	0	0	800,000	60,000	778,850	97%	21,150	3%	0	21,150
11 2	EXPLORACION DE BIENES SERVICIOS	4,259,800	0	0	4,259,800	490,000	3,920,000	92%	339,800	8%	0	339,800
11 2 1	Arrendamientos	4,258,800	0	0	4,258,800	490,000	3,920,000	92%	338,800	8%	0	338,800
11 2 2	Convenios	1,000	0	0	1,000	0	0	0%	1,000	100%	0	1,000
12	TRANSFERENCIAS DE RECURSOS PUBLICOS	172,000,000	0	18,608,476	153,391,524	0	153,391,024	100%	500	0%	0	5,612,500
12 1	Transferencias Nacionales	107,000,000	0	12,996,476	94,003,524	0	94,003,524	100%	0	0%	0	0
12 2	Transferencias Municipales	65,000,000	0	5,612,000	59,388,000	0	59,387,500	100%	500	0%	0	5,612,500
13	RECURSOS DE CAPITAL	141,408,406	894,226	0	142,302,632	0	142,299,632	100%	3,000	0%	0	605,568
13 1	Recursos de balance	140,905,406	180,658	0	141,086,064	0	141,086,064	100%	0	0%	0	602,568
13 2	Rendimientos Financieros	500,000	613,568	0	1,113,568	0	1,113,568	100%	0	0%	0	0
13 3	Donaciones	1,000	0	0	1,000	0	0	0%	1,000	100%	0	1,000
13 4	Venta de Activos	1,000	100,000	0	101,000	0	100,000	99%	1,000	1%	0	1,000
13 5	Reintegros	1,000	0	0	1,000	0	0	0%	1,000	100%	0	1,000
		318,468,206	894,226	18,608,476	300,753,956	550,000	300,389,506		364,450		0	20098004.3


HERIBERTO GUALTERO SANCHEZ

**RENDICION DE CUENTAS
INFORMACION FINANCIERA - EJECUCION PRESUPUESTAL DE INGRESOS**

ENTIDAD

INSTITUCION EDUCATIVA SANTIAGO VILA ESCOLAR
HERIBERTO GUALTERO SANCHEZ

NIT 809002781

PERIODO DE RENDICION

De Nov-01-2015 a Nov-30-2015

Código	Descripción	Presupuesto Inicial	Modificaciones		Presupuesto Definitivo	RECAUDO			SALDO POR RECAUDAR		P.A.C.	
			Adiciones	Reducciones		Mes	Acumulado	%	\$	%	Mayor	Menor
1	PRESUPUESTO DE INGRESOS	318,468,206	20,894,226	18,608,476	320,753,956	20,021,150	320,410,656	100%	343,300	0%	13442132	0
11	INGRESOS OPERACIONALES	5,059,800	0	0	5,059,800	21,150	4,720,000	93%	339,800	7%	0	339,800
11 1	SERVICIOS EDUCATIVOS	800,000	0	0	800,000	21,150	800,000	100%	0	0%	0	0
11 1 1	Certificados y Constancias	800,000	0	0	800,000	21,150	800,000	100%	0	0%	0	0
11 2	EXPLOTACION DE BIENES SERVICIOS	4,259,800	0	0	4,259,800	0	3,920,000	92%	339,800	8%	0	339,800
11 2 1	Arrendamientos	4,258,800	0	0	4,258,800	0	3,920,000	92%	338,800	8%	0	338,800
11 2 2	Convenios	1,000	0	0	1,000	0	0	0%	1,000	100%	0	1,000
12	TRANSFERENCIAS DE RECURSOS PUBLICOS	172,000,000	20,000,000	18,608,476	173,391,524	20,000,000	173,391,024	100%	500	0%	14387500	0
12 1	Transferencias Nacionales	107,000,000	0	12,996,476	94,003,524	0	94,003,524	100%	0	0%	0	0
12 2	Transferencias Municipales	65,000,000	20,000,000	5,612,000	79,388,000	20,000,000	79,387,500	100%	500	0%	14387500	0
13	RECURSOS DE CAPITAL	141,408,406	894,226	0	142,302,632	0	142,299,632	100%	3,000	0%	0	605,568
13 1	Recursos de balance	140,905,406	180,658	0	141,086,064	0	141,086,064	100%	0	0%	0	602,568
13 2	Rendimientos Financieros	500,000	613,568	0	1,113,568	0	1,113,568	100%	0	0%	0	0
13 3	Donaciones	1,000	0	0	1,000	0	0	0%	1,000	100%	0	1,000
13 4	Venta de Activos	1,000	100,000	0	101,000	0	100,000	99%	1,000	1%	0	1,000
13 5	Reintegros	1,000	0	0	1,000	0	0	0%	1,000	100%	0	1,000
		318,468,206	20,894,226	18,608,476	320,753,956	20,021,150	320,410,656		343,300		39986596	0


HERIBERTO GUALTERO SANCHEZ

ENTIDAD REPRESENTANTE		INFORMACION FINANCIERA - EJECUCION PRESUPUESTAL DE GASTOS O EGRESOS												
		INSTITUCION EDUCATIVA SANTIAGO VILA ESCOLAR					NIT			809002781				
		HERIBERTO GUALTERO SANCHEZ					PERIODO DE RENDICION							
		De Nov-01-2015 a Nov-30-2015												
Código	Descripción	Apropiación Inicial	Traslados		Reducciones	Adiciones	Apropiación Definitiva	Compromisos			Saldo disponible	Giros		
			Créditos	Contracréditos				Anteriores	Mes	Total		Anteriores	Mes	Total
2	PRESUPUESTO DE GASTOS DE FUNCIONAMIENTO	318,468,206	108,184,887	108,184,887	18,608,476	20,894,226	320,753,956	162,016,254	2,971,052	164,987,306	155,766,650	151,108,254	7,847,052	158,955,306
21	SERVICIOS PERSONALES INDIRECTOS	69,475,050	0	23,279,492	0	0	46,195,558	35,160,000	0	35,160,000	11,035,558	29,296,000	832,000	30,128,000
21 1	Honorarios	48,124,492	0	19,639,492	0	0	28,485,000	24,960,000	0	24,960,000	3,525,000	20,516,000	832,000	21,348,000
21 1 3	Transferencias Municipales	3,101,000	0	0	0	0	3,101,000	0	0	0	3,101,000	0	0	0
21 1 4	Recursos del Balance	45,023,492	0	19,639,492	0	0	25,384,000	24,960,000	0	24,960,000	424,000	20,516,000	832,000	21,348,000
21 2	Remuneración Servicios Técnicos	21,350,558	0	3,640,000	0	0	17,710,558	10,200,000	0	10,200,000	7,510,558	8,780,000	0	8,780,000
21 2 4	Recursos del Balance	21,350,558	0	3,640,000	0	0	17,710,558	10,200,000	0	10,200,000	7,510,558	8,780,000	0	8,780,000
22	GASTOS GENERALES	248,993,156	108,184,887	84,905,395	18,608,476	20,894,226	274,558,398	126,856,254	2,971,052	129,827,306	144,731,092	121,812,254	7,015,052	128,827,306
22 1	Compra de Equipo, Enseres y Equipo de Oficina	39,600,000	24,000,000	2,067,952	0	0	61,532,048	45,168,330	1,000,000	46,168,330	15,363,718	45,168,330	0	45,168,330
22 1 2	Transferencias Nacionales	26,600,000	13,000,000	2,067,952	0	0	37,532,048	27,332,048	1,000,000	28,332,048	9,200,000	27,332,048	0	27,332,048
22 1 3	Transferencias Municipales	13,000,000	0	0	0	0	13,000,000	6,836,282	0	6,836,282	6,163,718	6,836,282	0	6,836,282
22 1 4	Recursos del Balance	0	11,000,000	0	0	0	11,000,000	11,000,000	0	11,000,000	0	11,000,000	0	11,000,000
22 2	Materiales y suministros	31,818,558	24,000,000	12,134,345	0	0	43,684,213	36,465,523	0	36,465,523	7,218,690	36,465,523	0	36,465,523
22 2 2	Transferencias Nacionales	18,500,000	6,000,000	11,167,480	0	0	13,332,520	13,332,520	0	13,332,520	0	13,332,520	0	13,332,520
22 2 3	Transferencias Municipales	6,700,000	0	0	0	0	6,700,000	6,700,000	0	6,700,000	0	6,700,000	0	6,700,000
22 2 4	Recursos del Balance	6,618,558	18,000,000	966,865	0	0	23,651,693	16,433,003	0	16,433,003	7,218,690	16,433,003	0	16,433,003
22 3	Mantenimiento	35,653,900	0	13,761,100	0	894,226	22,787,026	9,059,000	1,600,000	10,659,000	12,128,026	9,059,000	1,600,000	10,659,000
22 3 1	Recursos Propios y de Capital	5,558,800	0	2,400,000	0	713,568	3,872,368	950,000	0	950,000	2,922,368	950,000	0	950,000
22 3 2	Transferencias Nacionales	22,000,000	0	10,850,000	0	0	11,150,000	6,650,000	0	6,650,000	4,500,000	6,650,000	0	6,650,000
22 3 3	Transferencias Municipales	2,200,000	0	0	0	0	2,200,000	0	0	0	2,200,000	0	0	0
22 3 4	Recursos del Balance	5,895,100	0	511,100	0	180,658	5,564,658	1,459,000	1,600,000	3,059,000	2,505,658	1,459,000	1,600,000	3,059,000
22 4	Comunicación y Transporte	2,901,600	0	0	0	0	2,901,600	627,000	0	627,000	2,274,600	87,000	540,000	627,000

ENTIDAD REPRESENTANTE		INFORMACION FINANCIERA - EJECUCION PRESUPUESTAL DE GASTOS O EGRESOS												
INSTITUCION EDUCATIVA SANTIAGO VILA ESCOLAR		NIT 809002781											De Nov-01-2015 a Nov-30-2015	
HERIBERTO GUALTERO SANCHEZ		PERIODO DE RENDICION												
Código	Descripción	Apropiación Inicial	Traslados		Reducciones	Adiciones	Apropiación Definitiva	Compromisos			Saldo disponible	Giros		
			Créditos	Contracréditos				Anteriores	Mes	Total		Anteriores	Mes	Total
22 4 3	Transferencias Municipales	2,000,000	0	0	0	0	2,000,000	540,000	0	540,000	1,460,000	0	540,000	540,000
22 4 4	Recursos del Balance	901,600	0	0	0	0	901,600	87,000	0	87,000	814,600	87,000	0	87,000
22 5	Impresos y Publicaciones	9,503,200	4,909,499	32,499	0	0	14,380,200	6,979,050	0	6,979,050	7,401,150	4,779,050	2,200,000	6,979,050
22 5 2	Transferencias Nacionales	1,700,000	500,000	0	0	0	2,200,000	2,200,000	0	2,200,000	0	0	2,200,000	2,200,000
22 5 3	Transferencias Municipales	5,000,000	0	0	0	0	5,000,000	0	0	0	5,000,000	0	0	0
22 5 4	Recursos del Balance	2,803,200	4,409,499	32,499	0	0	7,180,200	4,779,050	0	4,779,050	2,401,150	4,779,050	0	4,779,050
22 6	SERVICIOS PUBLICOS	6,500,000	0	0	0	0	6,500,000	3,942,680	359,400	4,302,080	2,197,920	3,942,680	359,400	4,302,080
22 6 3	Transferencias Municipales	3,066,441	0	0	0	0	3,066,441	717,262	359,400	1,076,662	1,989,779	717,262	359,400	1,076,662
22 6 4	Recursos del Balance	3,433,559	0	0	0	0	3,433,559	3,225,418	0	3,225,418	208,141	3,225,418	0	3,225,418
22 7	Seguros	2,500,000	3,500,000	0	0	0	6,000,000	4,152,537	0	4,152,537	1,847,463	4,152,537	0	4,152,537
22 7 3	Transferencias Municipales	2,500,000	3,500,000	0	0	0	6,000,000	4,152,537	0	4,152,537	1,847,463	4,152,537	0	4,152,537
22 8	Inscripción y Participación en Competencias	2,500,000	0	0	0	0	2,500,000	0	0	0	2,500,000	0	0	0
22 8 3	Transferencias Municipales	2,500,000	0	0	0	0	2,500,000	0	0	0	2,500,000	0	0	0
22 9	Eventos Culturales, Ludicos y científicos	3,852,400	0	0	0	0	3,852,400	0	0	0	3,852,400	0	0	0
22 9 3	Transferencias Municipales	2,500,000	0	0	0	0	2,500,000	0	0	0	2,500,000	0	0	0
22 9 4	Recursos del Balance	1,352,400	0	0	0	0	1,352,400	0	0	0	1,352,400	0	0	0
2210	Gastos Bancarios	2,122,990	0	0	0	0	2,122,990	525,684	11,652	537,336	1,585,654	525,684	11,652	537,336
2210 4	Recursos del Balance	2,122,990	0	0	0	0	2,122,990	525,684	11,652	537,336	1,585,654	525,684	11,652	537,336
2211	Arrendamientos	2,000,000	2,400,000	1,000,000	0	0	3,400,000	2,942,000	0	2,942,000	458,000	638,000	2,304,000	2,942,000
2211 1	Recursos Propios y de Capital	0	2,400,000	0	0	0	2,400,000	2,304,000	0	2,304,000	96,000	0	2,304,000	2,304,000
2211 2	Transferencias Nacionales	1,000,000	0	1,000,000	0	0	0	0	0	0	0	0	0	0
2211 4	Recursos del Balance	1,000,000	0	0	0	0	1,000,000	638,000	0	638,000	362,000	638,000	0	638,000
2212	Imprevistos	4,000	0	0	0	0	4,000	0	0	0	4,000	0	0	0
2212 1	Recursos propios y de capital	4,000	0	0	0	0	4,000	0	0	0	4,000	0	0	0

RENDICION DE CUENTAS
INFORMACION FINANCIERA - EJECUCION PRESUPUESTAL DE GASTOS O EGRESOS

ENTIDAD REPRESENTANTE

INSTITUCION EDUCATIVA SANTIAGO VILA ESCOLAR
 HERIBERTO GUALTERO SANCHEZ


NIT

809002781

PERIODO DE RENDICION

De Nov-01-2015 a Nov-30-2015

Código	Descripción	Apropiación Inicial	Traslados		Reducciones	Adiciones	Apropiación Definitiva	Compromisos			Saldo disponible	Giros		
			Créditos	Contracréditos				Anteriores	Mes	Total		Anteriores	Mes	Total
2213	Construcción Ampliación y Adecuación de Infraestructura	110,036,508	49,375,388	55,909,499	18,608,476	20,000,000	104,893,921	16,994,450	0	16,994,450	87,899,471	16,994,450	0	16,994,450
2213 2	Transferencias Nacionales	37,200,000	24,585,432	19,000,000	12,996,476	0	29,788,956	0	0	0	29,788,956	0	0	0
2213 3	Transferencias Municipales	22,432,559	0	3,500,000	5,612,000	0	13,320,559	0	0	0	13,320,559	0	0	0
2213 4	Recursos del Balance	50,403,949	24,789,956	33,409,499	0	0	41,784,406	16,994,450	0	16,994,450	24,789,956	16,994,450	0	16,994,450
2213 5	Transferencias Municipales Destinación Especifica	0	0	0	0	20,000,000	20,000,000	0	0	0	20,000,000	0	0	0
		318,468,206	108,184,887	108,184,887	18,608,476	20,894,226	320,753,956	162,016,254	2,971,052	164,987,306	155,766,650	151,108,254	7,847,052	158,955,306


HERIBERTO GUALTERO SANCHEZ
 Rector

**RENDICION DE CUENTAS
INFORMACION FINANCIERA - EJECUCION PRESUPUESTAL DE INGRESOS**

ENTIDAD


INSTITUCION EDUCATIVA SANTIAGO VILA ESCOLAR
HERIBERTO GUALTERO SANCHEZ

NIT 8.09E+08

PERIODO DE RENDICION

De Dic-01-2015 a Dic-31-2015

Código	Descripción	Presupuesto Inicial	Modificaciones		Presupuesto Definitivo	RECAUDO			SALDO POR RECAUDAR		P.A.C.	
			Adiciones	Reducciones		Mes	Acumulado	%	\$	%	Mayor Recaudo	Menor Recaudo
1	PRESUPUESTO DE INGRESOS	318,468,206	21,922,226	18,608,476	321,781,956	1,589,423	322,000,079	100%	0	0%	221,623	3,500
11	INGRESOS OPERACIONALES	5,059,800	488,000	0	5,547,800	1,049,423	5,769,423	104%	0	0%	221,623	-
11 1	SERVICIOS EDUCATIVOS	800,000	488,000	0	1,288,000	559,423	1,359,423	106%	0	0%	71,423	-
11 1 1	Certificados y Constancias	800,000	488,000	0	1,288,000	559,423	1,359,423	106%	0	0%	71,423	-
	EXPLOTACION DE BIENES											
11 2	SERVICIOS	4,259,800	0	0	4,259,800	490,000	4,410,000	104%	0	0%	150,200	-
11 2 1	Arrendamientos	4,258,800	0	0	4,258,800	490,000	4,410,000	104%	0	0%	151,200	-
11 2 2	Convenios	1,000	0	0	1,000	0	0	0%	1,000	100%	-	1,000
	TRANSFERENCIAS DE RECURSOS PUBLICOS	172,000,000	20,000,000	18,608,476	173,391,524	0	173,391,024	100%	500	0%	-	500
12 1	Transferencias Nacionales	107,000,000	0	12,996,476	94,003,524	0	94,003,524	100%	0	0%	-	-
12 2	Transferencias Municipales	65,000,000	20,000,000	5,612,000	79,388,000	0	79,387,500	100%	500	0%	-	500
13	RECURSOS DE CAPITAL	141,408,406	1,434,226	0	142,842,632	540,000	142,839,632	100%	3,000	0%	-	3,000
13 1	Recursos de balance	140,905,406	180,658	0	141,086,064	0	141,086,064	100%	0	0%	0	0
13 2	Rendimientos Financieros	500,000	1,153,568	0	1,653,568	540,000	1,653,568	100%	0	0%	-	-
13 3	Donaciones	1,000	0	0	1,000	0	0	0%	1,000	100%	-	1,000
13 4	Venta de Activos	1,000	100,000	0	101,000	0	100,000	99%	1,000	1%	-	1,000
13 5	Reintegros	1,000	0	0	1,000	0	0	0%	1,000	100%	-	1,000
		318,468,206	21,922,226	18,608,476	321,781,956	1,589,423	322,000,079		3,500	0	221,623	3,500


HERIBERTO GUALTERO SANCHEZ

RENDICION DE CUENTAS
INFORMACION FINANCIERA - EJECUCION PRESUPUESTAL DE GASTOS O EGRESOS

ENTIDAD
 REPRESENTANTE LEGAL

INSTITUCION EDUCATIVA SANTIAGO VILA ESCOLAR
 HERIBERTO GUALTERO SANCHEZ

NIT 809002781

PERIODO DE RENDICION De dic-01 a dic-31-2015

Código	Descripción	Apropiación Inicial	Traslados		Reducciones	Adiciones	Apropiación Definitiva	Compromisos			Saldo disponible	Giros		
			Créditos	Contracréditos				Anteriores	Mes	Total		Anteriores	Mes	Total
2	PRESUPUESTO DE GASTOS DE FUNCIONAMIENTO	318,468,206	108,184,887	108,184,887	18,608,476	21,922,226	321,781,956	164,987,306	102,890,863	267,878,169	53,903,787	158,955,306	22,025,510	180,980,816
21	SERVICIOS PERSONALES INDIRECTOS	69,475,050	0	23,279,492	0	0	46,195,558	35,160,000	0	35,160,000	11,035,558	30,128,000	5,032,000	35,160,000
21 1	Honorarios	48,124,492	0	19,639,492	0	0	28,485,000	24,960,000	0	24,960,000	3,525,000	21,348,000	3,612,000	24,960,000
21 1 3	Transferencias Municipales	3,101,000	0	0	0	0	3,101,000	0	0	0	3,101,000	0	0	0
21 1 4	Recursos del Balance	45,023,492	0	19,639,492	0	0	25,384,000	24,960,000	0	24,960,000	424,000	21,348,000	3,612,000	24,960,000
21 2	Remuneración Servicios Técnicos	21,350,558	0	3,640,000	0	0	17,710,558	10,200,000	0	10,200,000	7,510,558	8,780,000	1,420,000	10,200,000
21 2 4	Recursos del Balance	21,350,558	0	3,640,000	0	0	17,710,558	10,200,000	0	10,200,000	7,510,558	8,780,000	1,420,000	10,200,000
22	GASTOS GENERALES	248,993,156	108,184,887	84,905,395	18,608,476	21,922,226	275,586,398	129,827,306	102,890,863	232,718,169	42,868,229	128,827,306	16,993,510	145,820,816
22 1	Enseres y Equipo de Oficina	39,600,000	24,000,000	2,067,952	0	0	61,532,048	46,168,330	6,349,000	52,517,330	9,014,718	45,168,330	7,349,000	52,517,330
22 1 2	Transferencias Nacionales	26,600,000	13,000,000	2,067,952	0	0	37,532,048	28,332,048	6,349,000	34,681,048	2,851,000	27,332,048	7,349,000	34,681,048
22 1 3	Transferencias Municipales	13,000,000	0	0	0	0	13,000,000	6,836,282	0	6,836,282	6,163,718	6,836,282	0	6,836,282
22 1 4	Recursos del Balance	0	11,000,000	0	0	0	11,000,000	11,000,000	0	11,000,000	0	11,000,000	0	11,000,000
22 2	Materiales y suministros	31,818,558	24,000,000	12,134,345	0	0	43,684,213	36,465,523	866,350	37,331,873	6,352,340	36,465,523	866,350	37,331,873
22 2 2	Transferencias Nacionales	18,500,000	6,000,000	11,167,480	0	0	13,332,520	13,332,520	0	13,332,520	0	13,332,520	0	13,332,520
22 2 3	Transferencias Municipales	6,700,000	0	0	0	0	6,700,000	6,700,000	0	6,700,000	0	6,700,000	0	6,700,000
22 2 4	Recursos del Balance	6,618,558	18,000,000	966,865	0	0	23,651,693	16,433,003	866,350	17,299,353	6,352,340	16,433,003	866,350	17,299,353
22 3	Mantenimiento	35,653,900	0	13,761,100	0	1,922,226	23,815,026	10,659,000	2,152,000	12,811,000	11,004,026	10,659,000	2,152,000	12,811,000
22 3 1	Recursos Propios y de Capital	5,558,800	0	2,400,000	0	1,741,568	4,900,368	950,000	0	950,000	3,950,368	950,000	0	950,000
22 3 2	Transferencias Nacionales	22,000,000	0	10,850,000	0	0	11,150,000	6,650,000	1,440,000	8,090,000	3,060,000	6,650,000	1,440,000	8,090,000

RENDICION DE CUENTAS

INFORMACION FINANCIERA - EJECUCION PRESUPUESTAL DE GASTOS O EGRESOS

ENTIDAD
REPRESENTANTE LEGALINSTITUCION EDUCATIVA SANTIAGO VILA ESCOLAR
HERIBERTO GUALTERO SANCHEZ

NIT 809002781

PERIODO DE RENDICION

De dic-01 a dic-31-2015

Código	Descripción	Apropiación Inicial	Traslados		Reducciones	Adiciones	Apropiación Definitiva	Compromisos			Saldo disponible	Giros		
			Créditos	Contracréditos				Anteriores	Mes	Total		Anteriores	Mes	Total
22 3 3	Transferencias Municipales	2,200,000	0	0	0	0	2,200,000	0	270,000	270,000	1,930,000	0	270,000	270,000
22 3 4	Recursos del Balance	5,895,100	0	511,100	0	180,658	5,564,658	3,059,000	442,000	3,501,000	2,063,658	3,059,000	442,000	3,501,000
22 4	Comunicación y Transporte	2,901,600	0	0	0	0	2,901,600	627,000	66,000	693,000	2,208,600	627,000	66,000	693,000
22 4 3	Transferencias Municipales	2,000,000	0	0	0	0	2,000,000	540,000	0	540,000	1,460,000	540,000	0	540,000
22 4 4	Recursos del Balance	901,600	0	0	0	0	901,600	87,000	66,000	153,000	748,600	87,000	66,000	153,000
22 5	Impresos y Publicaciones	9,503,200	4,909,499	32,499	0	0	14,380,200	6,979,050	5,137,300	12,116,350	2,263,850	6,979,050	5,137,300	12,116,350
22 5 2	Transferencias Nacionales	1,700,000	500,000	0	0	0	2,200,000	2,200,000	0	2,200,000	0	2,200,000	0	2,200,000
22 5 3	Transferencias Municipales	5,000,000	0	0	0	0	5,000,000	0	4,769,250	4,769,250	230,750	0	4,769,250	4,769,250
22 5 4	Recursos del Balance	2,803,200	4,409,499	32,499	0	0	7,180,200	4,779,050	368,050	5,147,100	2,033,100	4,779,050	368,050	5,147,100
22 6	SERVICIOS PUBLICOS	6,500,000	0	0	0	0	6,500,000	4,302,080	367,790	4,669,870	1,830,130	4,302,080	367,790	4,669,870
22 6 3	Transferencias Municipales	3,066,441	0	0	0	0	3,066,441	1,076,662	367,790	1,444,452	1,621,989	1,076,662	367,790	1,444,452
22 6 4	Recursos del Balance	3,433,559	0	0	0	0	3,433,559	3,225,418	0	3,225,418	208,141	3,225,418	0	3,225,418
22 7	Seguros	2,500,000	3,500,000	0	0	0	6,000,000	4,152,537	1,047,597	5,200,134	799,866	4,152,537	1,047,597	5,200,134
22 7 3	Transferencias Municipales	2,500,000	3,500,000	0	0	0	6,000,000	4,152,537	1,047,597	5,200,134	799,866	4,152,537	1,047,597	5,200,134
22 8	Inscripción y Participación en Competencias	2,500,000	0	0	0	0	2,500,000	0	0	0	2,500,000	0	0	0
22 8 3	Transferencias Municipales	2,500,000	0	0	0	0	2,500,000	0	0	0	2,500,000	0	0	0
22 9	Eventos Culturales, Ludicos y científicos	3,852,400	0	0	0	0	3,852,400	0	0	0	3,852,400	0	0	0
22 9 3	Transferencias Municipales	2,500,000	0	0	0	0	2,500,000	0	0	0	2,500,000	0	0	0
22 9 4	Recursos del Balance	1,352,400	0	0	0	0	1,352,400	0	0	0	1,352,400	0	0	0

RENDICION DE CUENTAS

INFORMACION FINANCIERA - EJECUCION PRESUPUESTAL DE GASTOS O EGRESOS


ENTIDAD
REPRESENTANTE LEGALINSTITUCION EDUCATIVA SANTIAGO VILA ESCOLAR
HERIBERTO GUALTERO SANCHEZ

NIT 809002781

PERIODO DE RENDICION

De dic-01 a dic-31-2015

Código	Descripción	Apropiación Inicial	Traslados		Reducciones	Adiciones	Apropiación Definitiva	Compromisos			Saldo disponible	Giros		
			Créditos	Contracréditos				Anteriores	Mes	Total		Anteriores	Mes	Total
2210	Gastos Bancarios	2,122,990	0	0	0	0	2,122,990	537,336	7,473	544,809	1,578,181	537,336	7,473	544,809
2210 4	Recursos del Balance	2,122,990	0	0	0	0	2,122,990	537,336	7,473	544,809	1,578,181	537,336	7,473	544,809
2211	Arrendamientos	2,000,000	2,400,000	1,000,000	0	0	3,400,000	2,942,000	0	2,942,000	458,000	2,942,000	0	2,942,000
2211 1	Recursos Propios y de Capital	0	2,400,000	0	0	0	2,400,000	2,304,000	0	2,304,000	96,000	2,304,000	0	2,304,000
2211 2	Transferencias Nacionales	1,000,000	0	1,000,000	0	0	0	0	0	0	0	0	0	0
2211 4	Recursos del Balance	1,000,000	0	0	0	0	1,000,000	638,000	0	638,000	362,000	638,000	0	638,000
2212	Imprevistos	4,000	0	0	0	0	4,000	0	0	0	4,000	0	0	0
2212 1	Recursos propios y de capital	4,000	0	0	0	0	4,000	0	0	0	4,000	0	0	0
2213	Adecuación de Infraestructura	110,036,508	49,375,388	55,909,499	18,608,476	20,000,000	104,893,921	16,994,450	86,897,353	103,891,803	1,002,118	16,994,450	0	16,994,450
2213 2	Transferencias Nacionales	37,200,000	24,585,432	19,000,000	12,996,476	0	29,788,956	0	29,699,094	29,699,094	89,862	0	0	0
2213 3	Transferencias Municipales	22,432,559	0	3,500,000	5,612,000	0	13,320,559	0	12,409,259	12,409,259	911,300	0	0	0
2213 4	Recursos del Balance	50,403,949	24,789,956	33,409,499	0	0	41,784,406	16,994,450	24,789,000	41,783,450	956	16,994,450	0	16,994,450
2213 5	Transferencias Municipales Destinación Especifica	0	0	0	0	20,000,000	20,000,000	0	20,000,000	20,000,000	0	0	0	0
		318,468,206	108,184,887	108,184,887	18,608,476	21,922,226	321,781,956	164,987,306	102,890,863	267,878,169	53,903,787	158,955,306	22,025,510	180,980,816



HERIBERTO GUALTERO SANCHEZ

Rector