

RENDICION DE CUENTAS

INFORMACION FINANCIERA - EJECUCION PRESUPUESTAL DE INGRESOS

ENTIDAD


INSTITUCION EDUCATIVA SANTIAGO VILA ESCOLAR  
HERIBERTO GUALTERO SANCHEZ

NIT 809002781

PERIODO DE RENDICION

De Jul-01-2015 a Jul-31-2015

Código	Descripción	Presupuesto Inicial	Modificaciones		Presupuesto Definitivo	RECAUDO			SALDO POR RECAUDAR		P.A.C.	
			Adiciones	Reducciones		Mes	Acumulado	%	\$	%	Mayor Recaudo	Menor Recaudo
1	PRESUPUESTO DE INGRESOS	318,468,206	894,226	12,996,476	306,365,956	781,568	269,110,506	88%	37,255,450	12%	0	1,765,650
11	INGRESOS OPERACIONALES	5,059,800	0	0	5,059,800	68,000	3,086,850	61%	1,972,950	39%	0	1,094,150
11 1	SERVICIOS EDUCATIVOS	800,000	0	0	800,000	68,000	636,850	80%	163,150	20%	0	113,150
11 1 1	Certificados y Constancias	800,000	0	0	800,000	68,000	636,850	80%	163,150	20%	0	113,150
11 2	EXPLOTACION DE BIENES SERVICIOS	4,259,800	0	0	4,259,800	0	2,450,000	58%	1,809,800	42%	0	981,000
11 2 1	Arrendamientos	4,258,800	0	0	4,258,800	0	2,450,000	58%	1,808,800	42%	0	980,000
11 2 2	Convenios	1,000	0	0	1,000	0	0	0%	1,000	100%	0	1,000
12	TRANSFERENCIAS DE RECURSOS PUBLICOS	172,000,000	0	12,996,476	159,003,524	0	123,724,024	78%	35,279,500	22%	0	279,500
12 1	Transferencias Nacionales	107,000,000	0	12,996,476	94,003,524	0	94,003,524	100%	0	0%	0	0
12 2	Transferencias Municipales	65,000,000	0	0	65,000,000	0	29,720,500	46%	35,279,500	54%	0	279,500
13	RECURSOS DE CAPITAL	141,408,406	894,226	0	142,302,632	713,568	142,299,632	100%	3,000	0%	0	392,000
13 1	Recursos de balance	140,905,406	180,658	0	141,086,064	0	141,086,064	100%	0	0%	0	602,568
13 2	Rendimientos Financieros	500,000	613,568	0	1,113,568	613,568	1,113,568	100%	0	0%	213,568	0
13 3	Donaciones	1,000	0	0	1,000	0	0	0%	1,000	100%	0	1,000
13 4	Venta de Activos	1,000	100,000	0	101,000	100,000	100,000	99%	1,000	1%	0	1,000
13 5	Reintegros	1,000	0	0	1,000	0	0	0%	1,000	100%	0	1,000
		<b>318,468,206</b>	<b>894,226</b>	<b>12,996,476</b>	<b>306,365,956</b>	<b>781,568</b>	<b>269,110,506</b>		<b>37,255,450</b>		<b>0</b>	<b>6,391,100</b>

  
HERIBERTO GUALTERO SANCHEZ



**RENDICION DE CUENTAS**  
**INFORMACION FINANCIERA - EJECUCION PRESUPUESTAL DE GASTOS O EGRESOS**

**ENTIDAD REPRESENTANTE**

INSTITUCION EDUCATIVA SANTIAGO VILA ESCOLAR  
HERNANDO VILLALBA BONILLA

**NIT**

809002781

**PERIODO DE RENDICION**


De Jul-01-2015 a Jul-31-2015

Código	Descripción	Apropiación Inicial	Traslados		Reducciones	Adiciones	Apropiación Definitiva	Compromisos			Saldo disponible	Giros		
			Créditos	Contracréditos				Anteriores	Mes	Total		Anteriores	Mes	Total
2	PRESUPUESTO DE GASTOS DE	318,468,206	55,909,499	55,909,499	12,996,476	894,226	306,365,956	113,004,931	4,845,830	117,850,761	188,515,195	72,744,848	23,754,176	96,499,024
21	SERVICIOS PERSONALES	69,475,050	0	0	0	0	69,475,050	35,160,000	0	35,160,000	34,315,050	13,568,000	4,562,000	18,130,000
21 1	Honorarios	48,124,492	0	0	0	0	48,124,492	24,960,000	0	24,960,000	23,164,492	9,488,000	3,142,000	12,630,000
21 1 3	Transferencias	3,101,000	0	0	0	0	3,101,000	0	0	0	3,101,000	0	0	0
21 1 4	Recursos del Balance	45,023,492	0	0	0	0	45,023,492	24,960,000	0	24,960,000	20,063,492	9,488,000	3,142,000	12,630,000
21 2	Remuneración Servicios	21,350,558	0	0	0	0	21,350,558	10,200,000	0	10,200,000	11,150,558	4,080,000	1,420,000	5,500,000
21 2 4	Recursos del Balance	21,350,558	0	0	0	0	21,350,558	10,200,000	0	10,200,000	11,150,558	4,080,000	1,420,000	5,500,000
22	GASTOS GENERALES	248,993,156	55,909,499	55,909,499	12,996,476	894,226	236,890,906	77,844,931	4,845,830	82,690,761	154,200,145	59,176,848	19,192,176	78,369,024
22 1	Compra de Equipo, Enseres y Equipo de	39,600,000	24,000,000	0	0	0	63,600,000	25,862,048	0	25,862,048	37,737,952	11,851,750	14,010,298	25,862,048
22 1 2	Transferencias Nacionales	26,600,000	13,000,000	0	0	0	39,600,000	14,862,048	0	14,862,048	24,737,952	11,851,750	3,010,298	14,862,048
22 1 3	Transferencias	13,000,000	0	0	0	0	13,000,000	0	0	0	13,000,000	0	0	0
22 1 4	Recursos del Balance	0	11,000,000	0	0	0	11,000,000	11,000,000	0	11,000,000	0	0	11,000,000	11,000,000
22 2	Materiales y suministros	31,818,558	24,000,000	0	0	0	55,818,558	24,171,022	302,300	24,473,322	31,345,236	20,581,320	3,892,002	24,473,322
22 2 2	Transferencias Nacionales	18,500,000	6,000,000	0	0	0	24,500,000	6,686,320	0	6,686,320	17,813,680	6,686,320	0	6,686,320
22 2 3	Transferencias	6,700,000	0	0	0	0	6,700,000	1,805,000	0	1,805,000	4,895,000	1,805,000	0	1,805,000
22 2 4	Recursos del Balance	6,618,558	18,000,000	0	0	0	24,618,558	15,679,702	302,300	15,982,002	8,636,556	12,090,000	3,892,002	15,982,002
22 3	Mantenimiento	35,653,900	0	0	0	894,226	36,548,126	1,980,000	429,000	2,409,000	34,139,126	1,615,000	429,000	2,044,000
22 3 1	Recursos Propios y de	5,558,800	0	0	0	713,568	6,272,368	950,000	0	950,000	5,322,368	950,000	0	950,000
22 3 2	Transferencias Nacionales	22,000,000	0	0	0	0	22,000,000	0	0	0	22,000,000	0	0	0
22 3 3	Transferencias	2,200,000	0	0	0	0	2,200,000	0	0	0	2,200,000	0	0	0
22 3 4	Recursos del Balance	5,895,100	0	0	0	180,658	6,075,758	1,030,000	429,000	1,459,000	4,616,758	665,000	429,000	1,094,000
22 4	Comunicación y Transporte	2,901,600	0	0	0	0	2,901,600	0	87,000	87,000	2,814,600	0	87,000	87,000
22 4 3	Transferencias	2,000,000	0	0	0	0	2,000,000	0	0	0	2,000,000	0	0	0
22 4 4	Recursos del Balance	901,600	0	0	0	0	901,600	0	87,000	87,000	814,600	0	87,000	87,000
22 5	Impresos y Publicaciones	9,503,200	4,409,499	0	0	0	13,912,699	4,377,000	402,050	4,779,050	9,133,649	4,377,000	402,050	4,779,050
22 5 2	Transferencias Nacionales	1,700,000	0	0	0	0	1,700,000	0	0	0	1,700,000	0	0	0
22 5 3	Transferencias	5,000,000	0	0	0	0	5,000,000	0	0	0	5,000,000	0	0	0
22 5 4	Recursos del Balance	2,803,200	4,409,499	0	0	0	7,212,699	4,377,000	402,050	4,779,050	2,433,649	4,377,000	402,050	4,779,050
22 6	SERVICIOS PUBLICOS	6,500,000	0	0	0	0	6,500,000	2,516,420	359,200	2,875,620	3,624,380	1,813,337	359,200	2,172,537
22 6 3	Transferencias	3,066,441	0	0	0	0	3,066,441	0	0	0	3,066,441	0	0	0
22 6 4	Recursos del Balance	3,433,559	0	0	0	0	3,433,559	2,516,420	359,200	2,875,620	557,939	1,813,337	359,200	2,172,537
22 7	Seguros	2,500,000	3,500,000	0	0	0	6,000,000	824,769	3,253,654	4,078,423	1,921,577	824,769	0	824,769
22 7 3	Transferencias	2,500,000	3,500,000	0	0	0	6,000,000	824,769	3,253,654	4,078,423	1,921,577	824,769	0	824,769
22 8	Inscripción y Participación en Competencias	2,500,000	0	0	0	0	2,500,000	0	0	0	2,500,000	0	0	0
22 8 3	Transferencias	2,500,000	0	0	0	0	2,500,000	0	0	0	2,500,000	0	0	0
22 9	Eventos Culturales, Ludicos y científicos	3,852,400	0	0	0	0	3,852,400	0	0	0	3,852,400	0	0	0
22 9 3	Transferencias	2,500,000	0	0	0	0	2,500,000	0	0	0	2,500,000	0	0	0

**RENDICION DE CUENTAS**  
**INFORMACION FINANCIERA - EJECUCION PRESUPUESTAL DE GASTOS O EGRESOS**

**ENTIDAD REPRESENTANTE** INSTITUCION EDUCATIVA SANTIAGO VILA ESCOLAR  
 HERNANDO VILLALBA BONILLA **PERIODO DE RENDICION** NIT 809002781  
 De Jul-01-2015 a Jul-31-2015

Código	Descripción	Apropiación Inicial	Traslados		Reducciones	Adiciones	Apropiación Definitiva	Compromisos			Saldo disponible	Giros		
			Créditos	Contracréditos				Anteriores	Mes	Total		Anteriores	Mes	Total
22 9 4	Recursos del Balance	1,352,400	0	0	0	0	1,352,400	0	0	0	1,352,400	0	0	0
2210	Gastos Bancarios	2,122,990	0	0	0	0	2,122,990	481,222	12,626	493,848	1,629,142	481,222	12,626	493,848
2210 4	Recursos del Balance	2,122,990	0	0	0	0	2,122,990	481,222	12,626	493,848	1,629,142	481,222	12,626	493,848
2211	Arrendamientos	2,000,000	0	0	0	0	2,000,000	638,000	0	638,000	1,362,000	638,000	0	638,000
2211 2	Transferencias Nacionales	1,000,000	0	0	0	0	1,000,000	0	0	0	1,000,000	0	0	0
2211 4	Recursos del Balance	1,000,000	0	0	0	0	1,000,000	638,000	0	638,000	362,000	638,000	0	638,000
2212	Imprevistos	4,000	0	0	0	0	4,000	0	0	0	4,000	0	0	0
2212 1	Recursos propios y de capital	4,000	0	0	0	0	4,000	0	0	0	4,000	0	0	0
2213	AULAS	110,036,508	0	55,909,499	12,996,476	0	41,130,533	16,994,450	0	16,994,450	24,136,083	16,994,450	0	16,994,450
2213 2	Transferencias Nacionales	37,200,000	0	19,000,000	12,996,476	0	5,203,524	0	0	0	5,203,524	0	0	0
2213 3	Transferencias	22,432,559	0	3,500,000	0	0	18,932,559	0	0	0	18,932,559	0	0	0
2213 4	Recursos del Balance	50,403,949	0	33,409,499	0	0	16,994,450	16,994,450	0	16,994,450	0	16,994,450	0	16,994,450
		<b>318,468,206</b>	<b>55,909,499</b>	<b>55,909,499</b>	<b>12,996,476</b>	<b>894,226</b>	<b>306,365,956</b>	<b>113,004,931</b>	<b>4,845,830</b>	<b>117,850,761</b>	<b>188,515,195</b>	<b>72,744,848</b>	<b>23,754,176</b>	<b>96,499,024</b>

  
**HERIBERTO GUALTERO SANCHEZ**  
 Rector



**RENDICION DE CUENTAS  
INFORMACION FINANCIERA - EJECUCION PRESUPUESTAL DE GASTOS O EGRESOS**

**ENTIDAD  
REPRESENTANTE LEGAL**

INSTITUCION EDUCATIVA SANTIAGO VILA ESCOLAR  
HERIBERTO GUALTERO SANCHEZ

NIT

809002781

**PERIODO DE RENDICION**

De Ago-01-2015 a Ago-31-2015

Código	Descripción	Apropiación Inicial	Traslados		Reducciones	Adiciones	Apropiación Definitiva	Compromisos			Saldo disponible	Giros		
			Créditos	Contracréditos				Anteriores	Mes	Total		Anteriores	Mes	Total
2	PRESUPUESTO DE GASTOS DE FUNCIONAMIENTO	318,468,206	55,909,499	55,909,499	12,996,476	894,226	306,365,956	117,850,761	361,038	118,211,799	188,154,157	96,499,024	6,456,692	102,955,716
21	SERVICIOS PERSONALES INDIRECTOS	69,475,050	0	0	0	0	69,475,050	35,160,000	0	35,160,000	34,315,050	18,130,000	2,842,000	20,972,000
21 1	Honorarios	48,124,492	0	0	0	0	48,124,492	24,960,000	0	24,960,000	23,164,492	12,630,000	1,602,000	14,232,000
21 1 3	Transferencias Municipales	3,101,000	0	0	0	0	3,101,000	0	0	0	3,101,000	0	0	0
21 1 4	Recursos del Balance	45,023,492	0	0	0	0	45,023,492	24,960,000	0	24,960,000	20,063,492	12,630,000	1,602,000	14,232,000
21 2	Remuneración Servicios Técnicos	21,350,558	0	0	0	0	21,350,558	10,200,000	0	10,200,000	11,150,558	5,500,000	1,240,000	6,740,000
21 2 4	Recursos del Balance	21,350,558	0	0	0	0	21,350,558	10,200,000	0	10,200,000	11,150,558	5,500,000	1,240,000	6,740,000
22	GASTOS GENERALES	248,993,156	55,909,499	55,909,499	12,996,476	894,226	236,890,906	82,690,761	361,038	83,051,799	153,839,107	78,369,024	3,614,692	81,983,716
22 1	Compra de Equipo, Enseres y Equipo de Oficina	39,600,000	24,000,000	0	0	0	63,600,000	25,862,048	0	25,862,048	37,737,952	25,862,048	0	25,862,048
22 1 2	Transferencias Nacionales	26,600,000	13,000,000	0	0	0	39,600,000	14,862,048	0	14,862,048	24,737,952	14,862,048	0	14,862,048
22 1 3	Transferencias Municipales	13,000,000	0	0	0	0	13,000,000	0	0	0	13,000,000	0	0	0
22 1 4	Recursos del Balance	0	11,000,000	0	0	0	11,000,000	11,000,000	0	11,000,000	0	11,000,000	0	11,000,000
22 2	Materiales y suministros	31,818,558	24,000,000	0	0	0	55,818,558	24,473,322	0	24,473,322	31,345,236	24,473,322	0	24,473,322
22 2 2	Transferencias Nacionales	18,500,000	6,000,000	0	0	0	24,500,000	6,686,320	0	6,686,320	17,813,680	6,686,320	0	6,686,320
22 2 3	Transferencias Municipales	6,700,000	0	0	0	0	6,700,000	1,805,000	0	1,805,000	4,895,000	1,805,000	0	1,805,000
22 2 4	Recursos del Balance	6,618,558	18,000,000	0	0	0	24,618,558	15,982,002	0	15,982,002	8,636,556	15,982,002	0	15,982,002
22 3	Mantenimiento	35,653,900	0	0	0	894,226	36,548,126	2,409,000	0	2,409,000	34,139,126	2,044,000	0	2,044,000
22 3 1	Recursos Propios y de Capital	5,558,800	0	0	0	713,568	6,272,368	950,000	0	950,000	5,322,368	950,000	0	950,000
22 3 2	Transferencias Nacionales	22,000,000	0	0	0	0	22,000,000	0	0	0	22,000,000	0	0	0
22 3 3	Transferencias Municipales	2,200,000	0	0	0	0	2,200,000	0	0	0	2,200,000	0	0	0
22 3 4	Recursos del Balance	5,895,100	0	0	0	180,658	6,075,758	1,459,000	0	1,459,000	4,616,758	1,094,000	0	1,094,000



**RENDICION DE CUENTAS**  
**INFORMACION FINANCIERA - EJECUCION PRESUPUESTAL DE GASTOS O EGRESOS**


ENTIDAD INSTITUCION EDUCATIVA SANTIAGO VILA ESCOLAR NIT 809002781  
 REPRESENTANTE LEGAL HERIBERTO GUALTERO SANCHEZ PERIODO DE RENDICION De Ago-01-2015 a Ago-31-2015

Código	Descripción	Apropiación Inicial	Traslados		Reducciones	Adiciones	Apropiación Definitiva	Compromisos			Saldo disponible	Giros		
			Créditos	Contracréditos				Anteriores	Mes	Total		Anteriores	Mes	Total
22 4	Comunicación y Transporte	2,901,600	0	0	0	0	2,901,600	87,000	0	87,000	2,814,600	87,000	0	87,000
22 4 3	Transferencias Municipales	2,000,000	0	0	0	0	2,000,000	0	0	0	2,000,000	0	0	0
22 4 4	Recursos del Balance	901,600	0	0	0	0	901,600	87,000	0	87,000	814,600	87,000	0	87,000
22 5	Impresos y Publicaciones	9,503,200	4,409,499	0	0	0	13,912,699	4,779,050	0	4,779,050	9,133,649	4,779,050	0	4,779,050
22 5 2	Transferencias Nacionales	1,700,000	0	0	0	0	1,700,000	0	0	0	1,700,000	0	0	0
22 5 3	Transferencias Municipales	5,000,000	0	0	0	0	5,000,000	0	0	0	5,000,000	0	0	0
22 5 4	Recursos del Balance	2,803,200	4,409,499	0	0	0	7,212,699	4,779,050	0	4,779,050	2,433,649	4,779,050	0	4,779,050
22 6	SERVICIOS PUBLICOS	6,500,000	0	0	0	0	6,500,000	2,875,620	349,798	3,225,418	3,274,582	2,172,537	349,798	2,522,335
22 6 3	Transferencias Municipales	3,066,441	0	0	0	0	3,066,441	0	0	0	3,066,441	0	0	0
22 6 4	Recursos del Balance	3,433,559	0	0	0	0	3,433,559	2,875,620	349,798	3,225,418	208,141	2,172,537	349,798	2,522,335
22 7	Seguros	2,500,000	3,500,000	0	0	0	6,000,000	4,078,423	0	4,078,423	1,921,577	824,769	3,253,654	4,078,423
22 7 3	Transferencias Municipales	2,500,000	3,500,000	0	0	0	6,000,000	4,078,423	0	4,078,423	1,921,577	824,769	3,253,654	4,078,423
22 8	Inscripción y Participación en Competencias	2,500,000	0	0	0	0	2,500,000	0	0	0	2,500,000	0	0	0
22 8 3	Transferencias Municipales	2,500,000	0	0	0	0	2,500,000	0	0	0	2,500,000	0	0	0
22 9	Eventos Culturales, Ludicos y científicos	3,852,400	0	0	0	0	3,852,400	0	0	0	3,852,400	0	0	0
22 9 3	Transferencias Municipales	2,500,000	0	0	0	0	2,500,000	0	0	0	2,500,000	0	0	0
22 9 4	Recursos del Balance	1,352,400	0	0	0	0	1,352,400	0	0	0	1,352,400	0	0	0
2210	Gastos Bancarios	2,122,990	0	0	0	0	2,122,990	493,848	11,240	505,088	1,617,902	493,848	11,240	505,088
2210 4	Recursos del Balance	2,122,990	0	0	0	0	2,122,990	493,848	11,240	505,088	1,617,902	493,848	11,240	505,088
2211	Arrendamientos	2,000,000	0	0	0	0	2,000,000	638,000	0	638,000	1,362,000	638,000	0	638,000
2211 2	Transferencias Nacionales	1,000,000	0	0	0	0	1,000,000	0	0	0	1,000,000	0	0	0
2211 4	Recursos del Balance	1,000,000	0	0	0	0	1,000,000	638,000	0	638,000	362,000	638,000	0	638,000
2212	Imprevistos	4,000	0	0	0	0	4,000	0	0	0	4,000	0	0	0
2212 1	Recursos propios y de capital	4,000	0	0	0	0	4,000	0	0	0	4,000	0	0	0

**RENDICION DE CUENTAS  
INFORMACION FINANCIERA - EJECUCION PRESUPUESTAL DE GASTOS O EGRESOS**

ENTIDAD INSTITUCION EDUCATIVA SANTIAGO VILA ESCOLAR NIT 809002781  
 REPRESENTANTE LEGAL HERIBERTO GUALTERO SANCHEZ PERIODO DE RENDICION De Ago-01-2015 a Ago-31-2015

Código	Descripción	Apropiación Inicial	Traslados		Reducciones	Adiciones	Apropiación Definitiva	Compromisos			Saldo disponible	Giros		
			Créditos	Contracréditos				Anteriores	Mes	Total		Anteriores	Mes	Total
2213	AULAS	110,036,508	0	55,909,499	12,996,476	0	41,130,533	16,994,450	0	16,994,450	24,136,083	16,994,450	0	16,994,450
2213 2	Transferencias Nacionales	37,200,000	0	19,000,000	12,996,476	0	5,203,524	0	0	0	5,203,524	0	0	0
2213 3	Transferencias Municipales	22,432,559	0	3,500,000	0	0	18,932,559	0	0	0	18,932,559	0	0	0
2213 4	Recursos del Balance	50,403,949	0	33,409,499	0	0	16,994,450	16,994,450	0	16,994,450	0	16,994,450	0	16,994,450
		<b>318,468,206</b>	<b>55,909,499</b>	<b>55,909,499</b>	<b>12,996,476</b>	<b>894,226</b>	<b>306,365,956</b>	<b>117,850,761</b>	<b>361,038</b>	<b>118,211,799</b>	<b>188,154,157</b>	<b>96,499,024</b>	<b>6,456,692</b>	<b>102,955,716</b>

  
**HERIBERTO GUALTERO SANCHEZ**  
 Rector



**RENDICION DE CUENTAS**

**INFORMACION FINANCIERA - EJECUCION PRESUPUESTAL DE INGRESOS**

**ENTIDAD REPRESENTANTE LEGAL**

INSTITUCION EDUCATIVA SANTIAGO VILA ESCOLAR  
HERIBERTO GUALTERO SANCHEZ


NIT

809002781

PERIODO DE RENDICION

De Ago-01-2015 a Ago-31-2015

Código	Descripción	Presupuesto Inicial	Modificaciones		Presupuesto Definitivo	RECAUDO			SALDO POR RECAUDAR		P.A.C.	
			Adiciones	Reducciones		Mes	Acumulado	%	\$	%	Mayor Recaudo	Menor Recaudo
1	PRESUPUESTO DE INGRESOS	318,468,206	894,226	12,996,476	306,365,956	30,203,000	299,313,506	98%	705245010%	2	0%	7,202,650
11	INGRESOS OPERACIONALES	5,059,800	0	0	5,059,800	536,000	3,622,850	72%	143695000%	28	0%	1,098,150
11 1	SERVICIOS EDUCATIVOS	800,000	0	0	800,000	46,000	682,850	85%	11715000%	15	0%	117,150
11 1 1	Certificados y Constancias	800,000	0	0	800,000	46,000	682,850	85%	11715000%	15	0%	117,150
11 2	EXPLOTACION DE BIENES SERVICIOS	4,259,800	0	0	4,259,800	490,000	2,940,000	69%	131980000%	31	0%	981,000
11 2 1	Arrendamientos	4,258,800	0	0	4,258,800	490,000	2,940,000	69%	131880000%	31	0%	980,000
11 2 2	Convenios	1,000	0	0	1,000	0	0	0%	100000%	100	0%	1,000
12	TRANSFERENCIAS DE RECURSOS PUBLICOS	172,000,000	0	12,996,476	159,003,524	29,667,000	153,391,024	96%	561250000%	4	0%	5,612,500
12 1	Transferencias Nacionales	107,000,000	0	12,996,476	94,003,524	0	94,003,524	100%	0%	0	0%	0
12 2	Transferencias Municipales	65,000,000	0	0	65,000,000	29,667,000	59,387,500	91%	561250000%	9	0%	5,612,500
13	RECURSOS DE CAPITAL	141,408,406	894,226	0	142,302,632	0	142,299,632	100%	300010%	0	0%	492,000
13 1	Recursos de balance	140,905,406	180,658	0	141,086,064	0	141,086,064	100%	10%	0	0%	602,568
13 2	Rendimientos Financieros	500,000	613,568	0	1,113,568	0	1,113,568	100%	0%	0	11356800%	0
13 3	Donaciones	1,000	0	0	1,000	0	0	0%	100000%	100	0%	1,000
13 4	Venta de Activos	1,000	100,000	0	101,000	0	100,000	99%	100000%	1	0%	1,000
13 5	Reintegros	1,000	0	0	1,000	0	0	0%	100000%	100	0%	1,000
		<b>318,468,206</b>	<b>894,226</b>	<b>12,996,476</b>	<b>306,365,956</b>	<b>30,203,000</b>	<b>299,313,506</b>		<b>7,052,450</b>		<b>0</b>	<b>22706100</b>

  
**HERIBERTO GUALTERO SANCHEZ**



**RENDICION DE CUENTAS**  
**INFORMACION FINANCIERA - EJECUCION PRESUPUESTAL DE INGRESOS**

ENTIDAD

INSTITUCION EDUCATIVA SANTIAGO VILA ESCOLAR

NIT


809002781

HERIBERTO GUALTERO SANCHEZ

PERIODO DE RENDICION

De Sep-01-2015 a Sep-30-2015

Código	Descripción	Presupuesto Inicial	Modificaciones		Presupuesto Definitivo	RECAUDO			SALDO POR RECAUDAR		P.A.C.	
			Adiciones	Reducciones		Mes	Acumulado	%	\$	%	Mayor Recaudo	Menor Recaudo
1	PRESUPUESTO DE INGRESOS	318,468,206	894,226	12,996,476	306,365,956	526,000	299,839,506	98%	652,645,010	213%	0%	7,129,018
11	INGRESOS OPERACIONALES	5,059,800	0	0	5,059,800	526,000	4,148,850	82%	910,950	18%	0%	910,950
11 1	SERVICIOS EDUCATIVOS	800,000	0	0	800,000	36,000	718,850	90%	81,150	10%	0%	81,150
11 1 1	Certificados y Constancias	800,000	0	0	800,000	36,000	718,850	90%	81,150	10%	0%	81,150
11 2	EXPLOTACION DE BIENES SERVICIOS	4,259,800	0	0	4,259,800	490,000	3,430,000	81%	829,800	19%	0%	829,800
11 2 1	Arrendamientos	4,258,800	0	0	4,258,800	490,000	3,430,000	81%	828,800	19%	0%	828,800
11 2 2	Convenios	1,000	0	0	1,000	0	0	0%	1,000	100%	0%	1,000
12	TRANSFERENCIAS DE RECURSOS PUBLICOS	172,000,000	0	12,996,476	159,003,524	0	153,391,024	96%	5,612,500	4%	0%	5,612,500
12 1	Transferencias Nacionales	107,000,000	0	12,996,476	94,003,524	0	94,003,524	100%	0	0%	0%	0
12 2	Transferencias Municipales	65,000,000	0	0	65,000,000	0	59,387,500	91%	5,612,500	9%	0%	5,612,500
13	RECURSOS DE CAPITAL	141,408,406	894,226	0	142,302,632	0	142,299,632	100%	3,000	0%	0%	605,568
13 1	Recursos de balance	140,905,406	180,658	0	141,086,064	0	141,086,064	100%	0	0%	0%	602,568
13 2	Rendimientos Financieros	500,000	613,568	0	1,113,568	0	1,113,568	100%	0	0%	0%	0
13 3	Donaciones	1,000	0	0	1,000	0	0	0%	1,000	100%	0%	1,000
13 4	Venta de Activos	1,000	100,000	0	101,000	0	100,000	99%	1,000	1%	0%	1,000
13 5	Reintegros	1,000	0	0	1,000	0	0	0%	1,000	100%	0%	1,000
		<b>318,468,206</b>	<b>894,226</b>	<b>12,996,476</b>	<b>306,365,956</b>	<b>526,000</b>	<b>299,839,506</b>		<b>6,526,450</b>		<b>0</b>	

  
**HERIBERTO GUALTERO SANCHEZ**



**RENDICION DE CUENTAS  
INFORMACION FINANCIERA - EJECUCION PRESUPUESTAL DE GASTOS O EGRESOS**

ENTIDAD INSTITUCION EDUCATIVA SANTIAGO VILA ESCOLAR NIT 809002781  
HERIBERTO GUALTERO SANCHEZ PERIODO DE RENDICION De Sep-01-2015 a Sep-30-2015

Código	Descripción	Apropiación Inicial	Traslados		Reducciones	Adiciones	Apropiación Definitiva	Compromisos			Saldo disponible	Giros		
			Créditos	Contracréditos				Anteriores	Mes	Total		Anteriores	Mes	Total
2	PRESUPUESTO DE GASTOS DE FUNCIONAMIENTO	318,468,206	55,909,499	55,909,499	12,996,476	894,226	306,365,956	118,211,799	38,326,621	156,538,420	149,827,536	102,955,716	42,515,621	145,471,337
21	SERVICIOS PERSONALES INDIRECTOS	69,475,050	0	0	0	0	69,475,050	35,160,000	0	35,160,000	34,315,050	20,972,000	3,824,000	24,796,000
21 1	Honorarios	48,124,492	0	0	0	0	48,124,492	24,960,000	0	24,960,000	23,164,492	14,232,000	3,204,000	17,436,000
21 1 3	Transferencias Municipales	3,101,000	0	0	0	0	3,101,000	0	0	0	3,101,000	0	0	0
21 1 4	Recursos del Balance	45,023,492	0	0	0	0	45,023,492	24,960,000	0	24,960,000	20,063,492	14,232,000	3,204,000	17,436,000
21 2	Remuneración Servicios Técnicos	21,350,558	0	0	0	0	21,350,558	10,200,000	0	10,200,000	11,150,558	6,740,000	620,000	7,360,000
21 2 4	Recursos del Balance	21,350,558	0	0	0	0	21,350,558	10,200,000	0	10,200,000	11,150,558	6,740,000	620,000	7,360,000
22	GASTOS GENERALES	248,993,156	55,909,499	55,909,499	12,996,476	894,226	236,890,906	83,051,799	38,326,621	121,378,420	115,512,486	81,983,716	38,691,621	120,675,337
22 1	Compra de Equipo, Enseres y Equipo de Oficina	39,600,000	24,000,000	0	0	0	63,600,000	25,862,048	19,306,282	45,168,330	18,431,670	25,862,048	19,306,282	45,168,330
22 1 2	Transferencias Nacionales	26,600,000	13,000,000	0	0	0	39,600,000	14,862,048	12,470,000	27,332,048	12,267,952	14,862,048	12,470,000	27,332,048
22 1 3	Transferencias Municipales	13,000,000	0	0	0	0	13,000,000	0	6,836,282	6,836,282	6,163,718	0	6,836,282	6,836,282
22 1 4	Recursos del Balance	0	11,000,000	0	0	0	11,000,000	11,000,000	0	11,000,000	0	11,000,000	0	11,000,000
22 2	Materiales y suministros	31,818,558	24,000,000	0	0	0	55,818,558	24,473,322	11,992,201	36,465,523	19,353,035	24,473,322	11,992,201	36,465,523
22 2 2	Transferencias Nacionales	18,500,000	6,000,000	0	0	0	24,500,000	6,686,320	6,646,200	13,332,520	11,167,480	6,686,320	6,646,200	13,332,520

**RENDICION DE CUENTAS  
INFORMACION FINANCIERA - EJECUCION PRESUPUESTAL DE GASTOS O EGRESOS**

**ENTIDAD** INSTITUCION EDUCATIVA SANTIAGO VILA ESCOLAR NIT 809002781  
HERIBERTO GUALTERO SANCHEZ PERIODO DE RENDICION De Sep-01-2015 a Sep-30-2015

Código	Descripción	Apropiación Inicial	Traslados		Reducciones	Adiciones	Apropiación Definitiva	Compromisos			Saldo disponible	Giros		
			Créditos	Contracréditos				Anteriores	Mes	Total		Anteriores	Mes	Total
22 2 3	Transferencias Municipales	6,700,000	0	0	0	0	6,700,000	1,805,000	4,895,000	6,700,000	0	1,805,000	4,895,000	6,700,000
22 2 4	Recursos del Balance	6,618,558	18,000,000	0	0	0	24,618,558	15,982,002	451,001	16,433,003	8,185,555	15,982,002	451,001	16,433,003
22 3	Mantenimiento	35,653,900	0	0	0	894,226	36,548,126	2,409,000	6,650,000	9,059,000	27,489,126	2,044,000	7,015,000	9,059,000
22 3 1	Recursos Propios y de Capital	5,558,800	0	0	0	713,568	6,272,368	950,000	0	950,000	5,322,368	950,000	0	950,000
22 3 2	Transferencias Nacionales	22,000,000	0	0	0	0	22,000,000	0	6,650,000	6,650,000	15,350,000	0	6,650,000	6,650,000
22 3 3	Transferencias Municipales	2,200,000	0	0	0	0	2,200,000	0	0	0	2,200,000	0	0	0
22 3 4	Recursos del Balance	5,895,100	0	0	0	180,658	6,075,758	1,459,000	0	1,459,000	4,616,758	1,094,000	365,000	1,459,000
22 4	Comunicación y Transporte	2,901,600	0	0	0	0	2,901,600	87,000	0	87,000	2,814,600	87,000	0	87,000
22 4 3	Transferencias Municipales	2,000,000	0	0	0	0	2,000,000	0	0	0	2,000,000	0	0	0
22 4 4	Recursos del Balance	901,600	0	0	0	0	901,600	87,000	0	87,000	814,600	87,000	0	87,000
22 5	Impresos y Publicaciones	9,503,200	4,409,499	0	0	0	13,912,699	4,779,050	0	4,779,050	9,133,649	4,779,050	0	4,779,050
22 5 2	Transferencias Nacionales	1,700,000	0	0	0	0	1,700,000	0	0	0	1,700,000	0	0	0
22 5 3	Transferencias Municipales	5,000,000	0	0	0	0	5,000,000	0	0	0	5,000,000	0	0	0
22 5 4	Recursos del Balance	2,803,200	4,409,499	0	0	0	7,212,699	4,779,050	0	4,779,050	2,433,649	4,779,050	0	4,779,050
22 6	SERVICIOS PUBLICOS	6,500,000	0	0	0	0	6,500,000	3,225,418	366,431	3,591,849	2,908,151	2,522,335	366,431	2,888,766
22 6 3	Transferencias Municipales	3,066,441	0	0	0	0	3,066,441	0	366,431	366,431	2,700,010	0	366,431	366,431



**RENDICION DE CUENTAS**  
**INFORMACION FINANCIERA - EJECUCION PRESUPUESTAL DE GASTOS O EGRESOS**

ENTIDAD INSTITUCION EDUCATIVA SANTIAGO VILA ESCOLAR NIT 809002781  
 HERIBERTO GUALTERO SANCHEZ PERIODO DE RENDICION De Sep-01-2015 a Sep-30-2015

Código	Descripción	Apropiación Inicial	Traslados		Reducciones	Adiciones	Apropiación Definitiva	Compromisos			Saldo disponible	Giros		
			Créditos	Contracréditos				Anteriores	Mes	Total		Anteriores	Mes	Total
22 6 4	Recursos del Balance	3,433,559	0	0	0	0	3,433,559	3,225,418	0	3,225,418	208,141	2,522,335	0	2,522,335
22 7	Seguros	2,500,000	3,500,000	0	0	0	6,000,000	4,078,423	0	4,078,423	1,921,577	4,078,423	0	4,078,423
22 7 3	Transferencias Municipales	2,500,000	3,500,000	0	0	0	6,000,000	4,078,423	0	4,078,423	1,921,577	4,078,423	0	4,078,423
22 8	Inscripción y Participación en Competencias	2,500,000	0	0	0	0	2,500,000	0	0	0	2,500,000	0	0	0
22 8 3	Transferencias Municipales	2,500,000	0	0	0	0	2,500,000	0	0	0	2,500,000	0	0	0
22 9	Eventos Culturales, Ludicos y científicos	3,852,400	0	0	0	0	3,852,400	0	0	0	3,852,400	0	0	0
22 9 3	Transferencias Municipales	2,500,000	0	0	0	0	2,500,000	0	0	0	2,500,000	0	0	0
22 9 4	Recursos del Balance	1,352,400	0	0	0	0	1,352,400	0	0	0	1,352,400	0	0	0
2210	Gastos Bancarios	2,122,990	0	0	0	0	2,122,990	505,088	11,707	516,795	1,606,195	505,088	11,707	516,795
2210 4	Recursos del Balance	2,122,990	0	0	0	0	2,122,990	505,088	11,707	516,795	1,606,195	505,088	11,707	516,795
2211	Arrendamientos	2,000,000	0	0	0	0	2,000,000	638,000	0	638,000	1,362,000	638,000	0	638,000
2211 2	Transferencias Nacionales	1,000,000	0	0	0	0	1,000,000	0	0	0	1,000,000	0	0	0
2211 4	Recursos del Balance	1,000,000	0	0	0	0	1,000,000	638,000	0	638,000	362,000	638,000	0	638,000
2212	Imprevistos	4,000	0	0	0	0	4,000	0	0	0	4,000	0	0	0
2212 1	Recursos propios y de capital	4,000	0	0	0	0	4,000	0	0	0	4,000	0	0	0
2213	AULAS	110,036,508	0	55,909,499	12,996,476	0	41,130,533	16,994,450	0	16,994,450	24,136,083	16,994,450	0	16,994,450

**RENDICION DE CUENTAS**

**INFORMACION FINANCIERA - EJECUCION PRESUPUESTAL DE GASTOS O EGRESOS**

**ENTIDAD**

INSTITUCION EDUCATIVA SANTIAGO VILA ESCOLAR

NIT


809002781

HERIBERTO GUALTERO SANCHEZ

PERIODO DE RENDICION

De Sep-01-2015 a Sep-30-2015

Código	Descripción	Apropiación Inicial	Traslados		Reducciones	Adiciones	Apropiación Definitiva	Compromisos			Saldo disponible	Giros		
			Créditos	Contracréditos				Anteriores	Mes	Total		Anteriores	Mes	Total
2213 2	Transferencias Nacionales	37,200,000	0	19,000,000	12,996,476	0	5,203,524	0	0	0	5,203,524	0	0	0
2213 3	Transferencias Municipales	22,432,559	0	3,500,000	0	0	18,932,559	0	0	0	18,932,559	0	0	0
2213 4	Recursos del Balance	50,403,949	0	33,409,499	0	0	16,994,450	16,994,450	0	16,994,450	0	16,994,450	0	16,994,450
		<b>318,468,206</b>	<b>55,909,499</b>	<b>55,909,499</b>	<b>12,996,476</b>	<b>894,226</b>	<b>306,365,956</b>	<b>118,211,799</b>	<b>38,326,621</b>	<b>156,538,420</b>	<b>149,827,536</b>	<b>102,955,716</b>	<b>42,515,621</b>	<b>145,471,337</b>

  
**HERIBERTO GUALTERO SANCHEZ**  
 Rector